



socio-politic barometer

July 2017

report elaborated by:

Doru Petruți – doru.petruti@imas.md

Viorelia Bejenari – viorelia.bejenari@imas.md

www.imas.md

imas

methodology

sampling:

stratified, probability, three-stages;

sample volume:

1111 respondents, 18 years and over;

stratification criteria:

12 administrative-territorial units (ATU). residential environment (urban-rural). the size of urban localities (3 types). type of rural settlements (community center/village);

randomization stages:

locality (76 selected localities), household, person;

representativeness:

the sample is representative for the adult population of the Republic of Moldova, excluding Transnistria; maximum sampling error $\pm 3.0\%$;

interviews:

CAPI (tablets), in home interviews; they were conducted by 70 interviewers from [imas] network, in Romanian and Russian language;

data collection period:

22 June – 09 July 2017;



beneficiary:

Partidul Democrat din Moldova

sample structure*...socio-demographic profile*

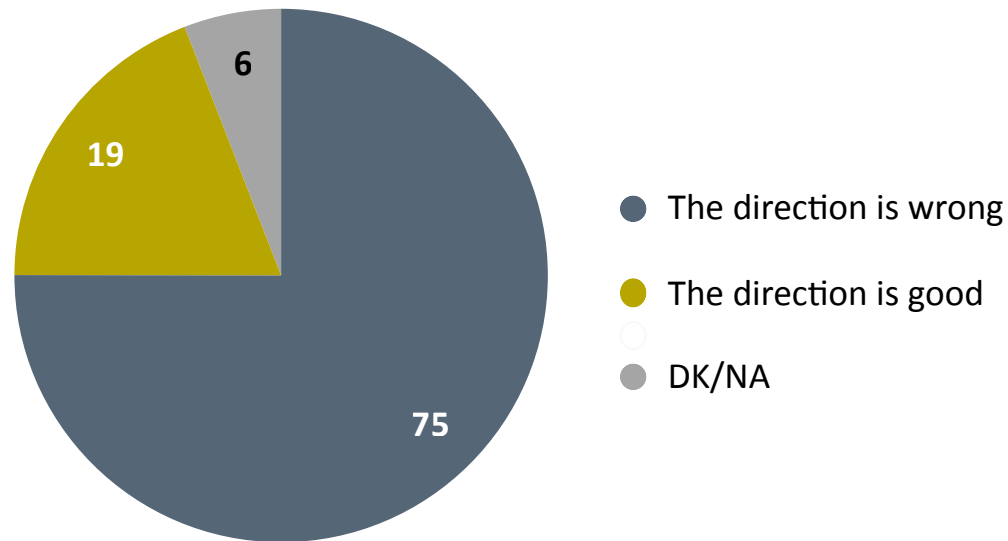
variable	group	count	percent
sex	male	464	41.8%
	female	647	58.2%
age	18-25 years old	131	11.8%
	26-40 years old	265	23.9%
	41-55 years old	265	23.9%
	56-70 years old	367	33.0%
	over 71 years	83	7.4%
education	incomplete average studies	116	10.4%
	general or vocational school	465	41.9%
	(post) high school/college	205	18.5%
	higher education	324	29.1%
	no answer	1	0.1%
occupation	employed	432	38.9%
	temporarily unemployed	163	14.7%
	unemployed	515	46.3%
	no answer	1	0.1%
nationality	moldavian/romanian	914	82.3%
	other (russian, ukrainian etc)	196	17.6%
	don't know/no answer	1	0.1%
residence environment	municipality	276	24.8%
	other cities	221	19.9%
	villages	614	55.3%
total		1,111	100.0%

*The data were weighted by gender and age according to the socio-demographic structure presented by the CEC for the second round of the November 2016 Presidential Elections.

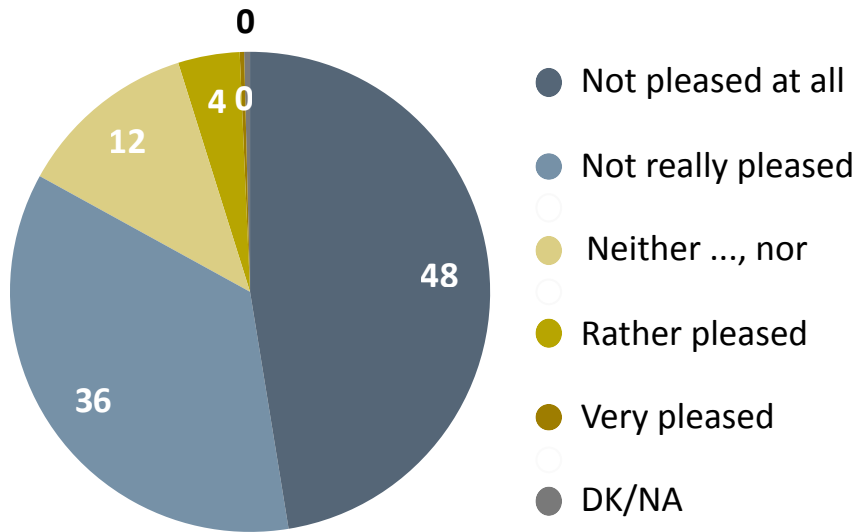


**social, economic and political
climate**

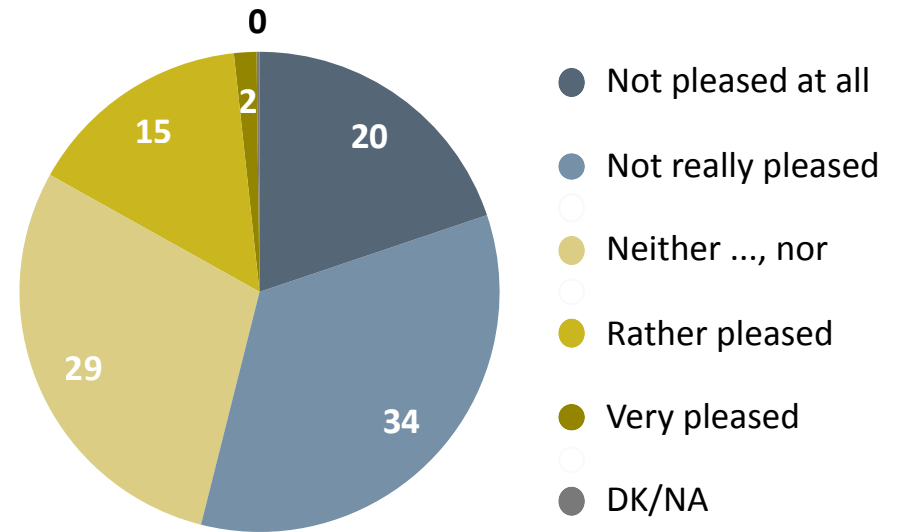
Do you think that things go in a wrong direction or in a good direction in our country?



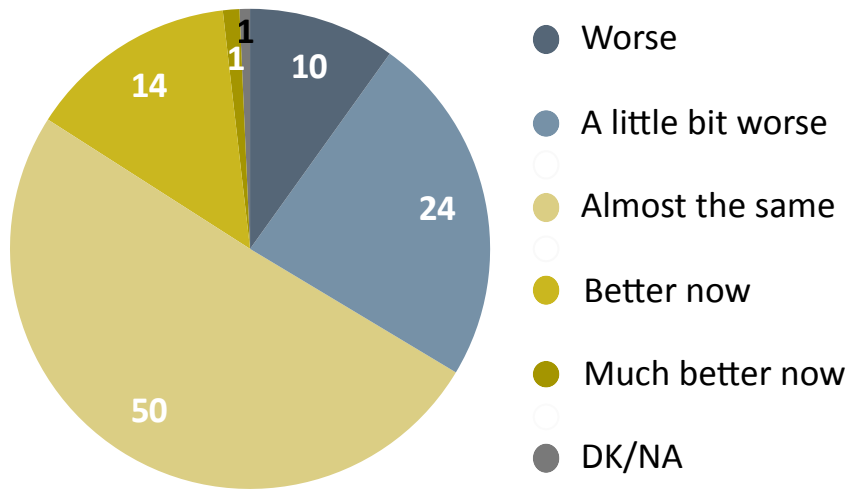
How pleased or displeased are you with the economic situation in the Republic of Moldova?



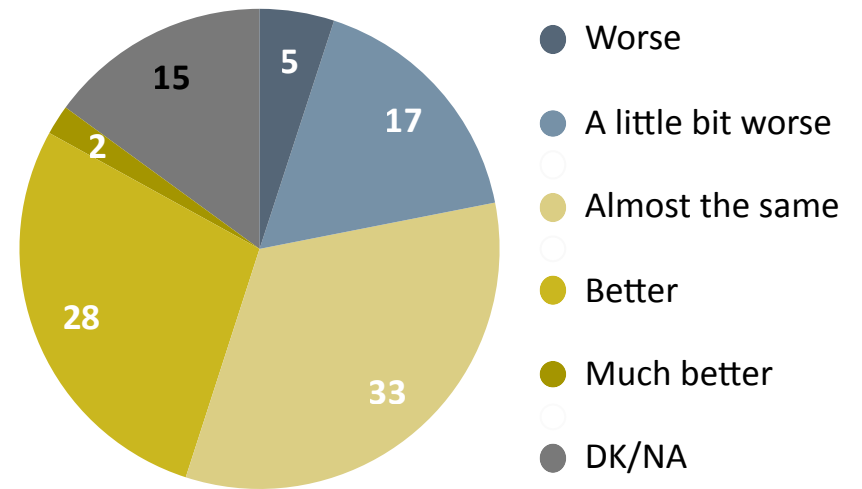
How pleased or displeased are you with your way of life?



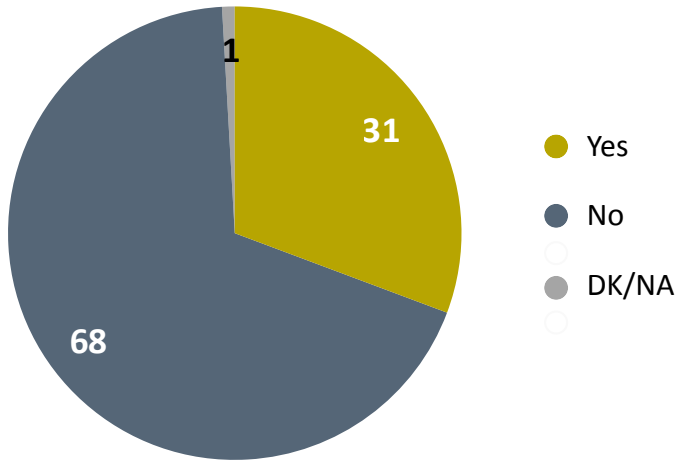
How is your life now as compared with your life one year ago?



How do you think you will live in one year?




Do you have any preferred political party?



If yes, which namely?

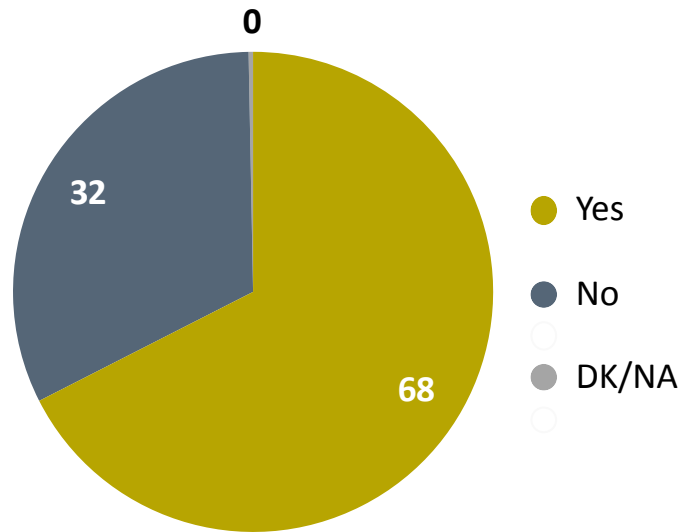
% of those who have answered with "Yes" the previous question, 342 respondents. Open question, the respondent had the possibility to provide one option of answer.

	count	percent
PSRM	188	55.1%
PDM	39	11.5%
PAS	38	11.3%
PDA	18	5.2%
PN	17	5.0%
PCRM	15	4.4%
PL	11	3.1%
PLDM	4	1.1%
PPEM	3	1.0%
PSD	3	0.8%
Partidul Șor	3	0.8%
PPCD	2	0.5%
PUN	1	0.2%
total	342	100.0%

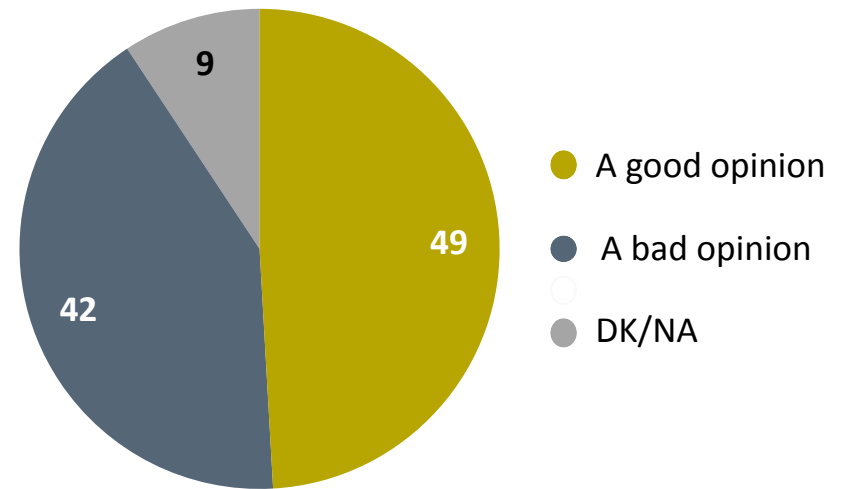


socio-political agenda

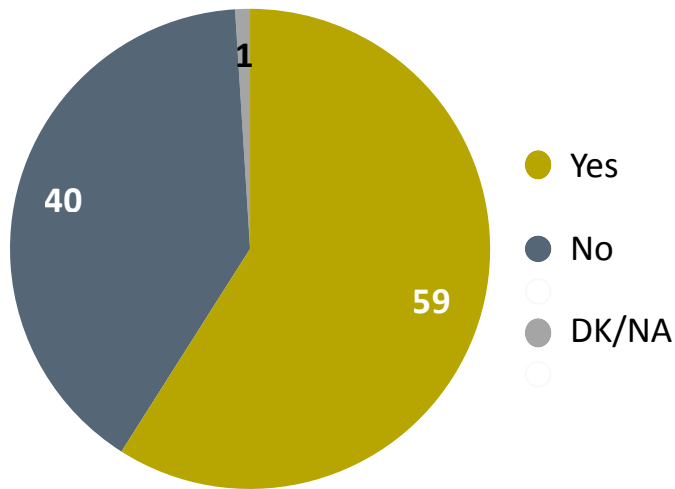
Did you hear about the fact that the President Igor Dodon has announced about organizing a national referendum in September this year?



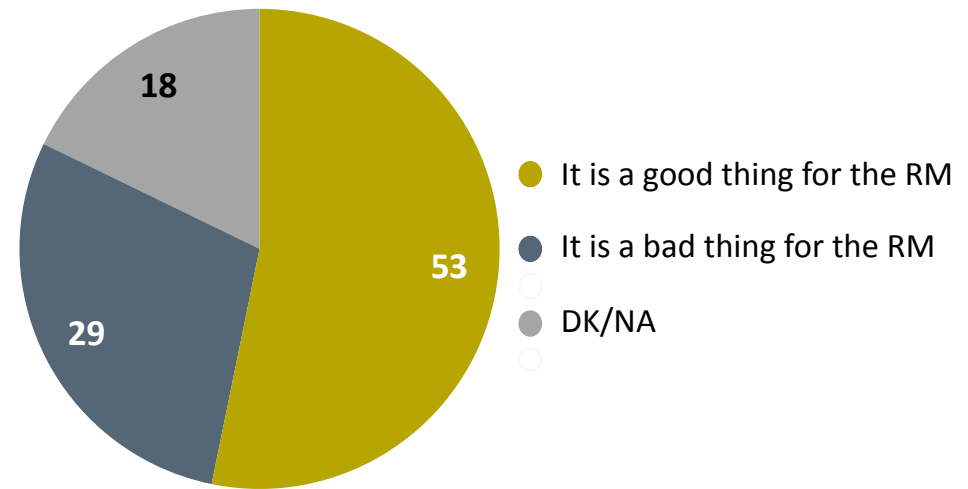
In general, what is your opinion about the referendum announced by the President, Igor Dodon?



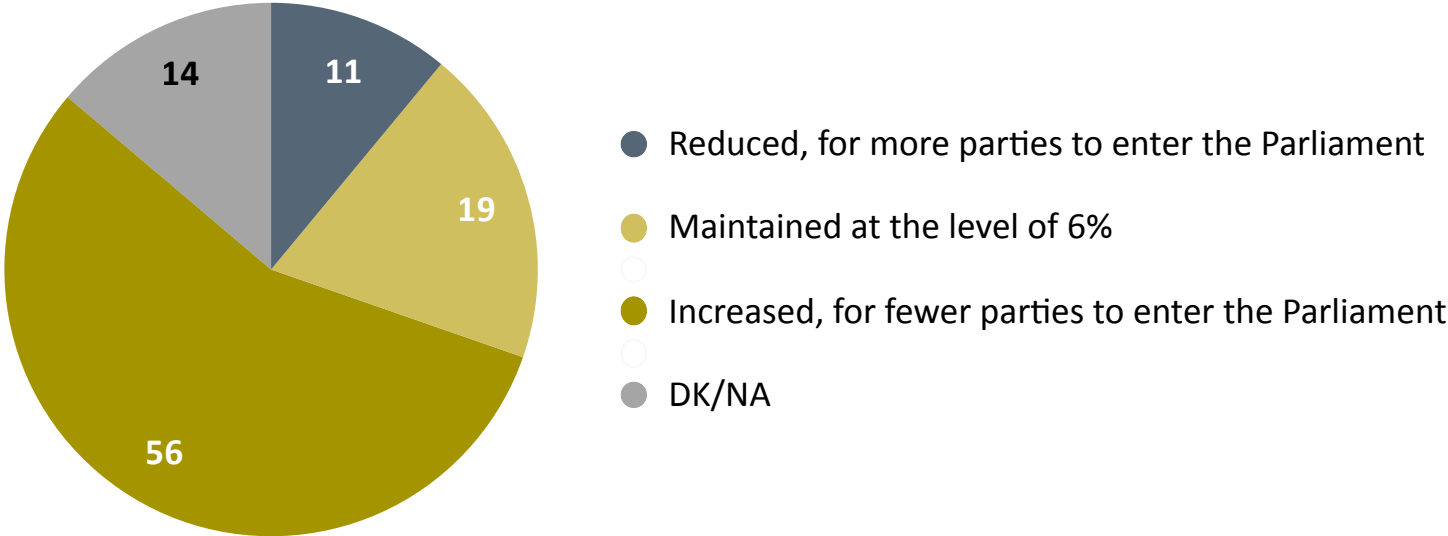
Did you hear about the Liberal Party getting out of the government?



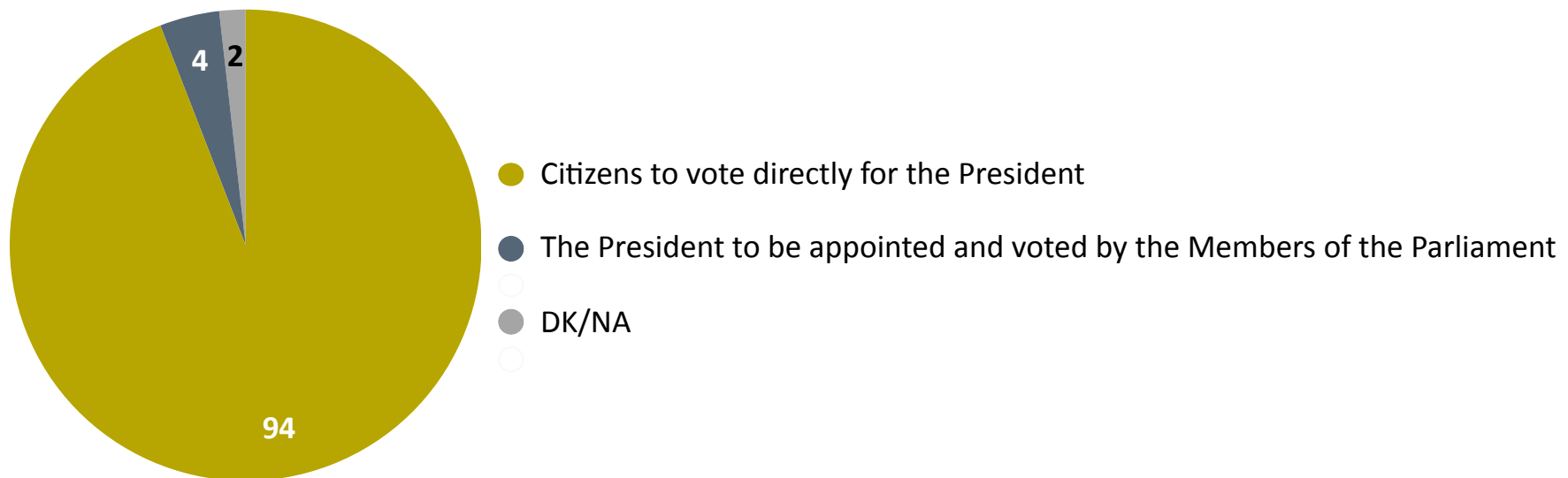
In general, what is your opinion about the Liberal Party getting out of the Government?



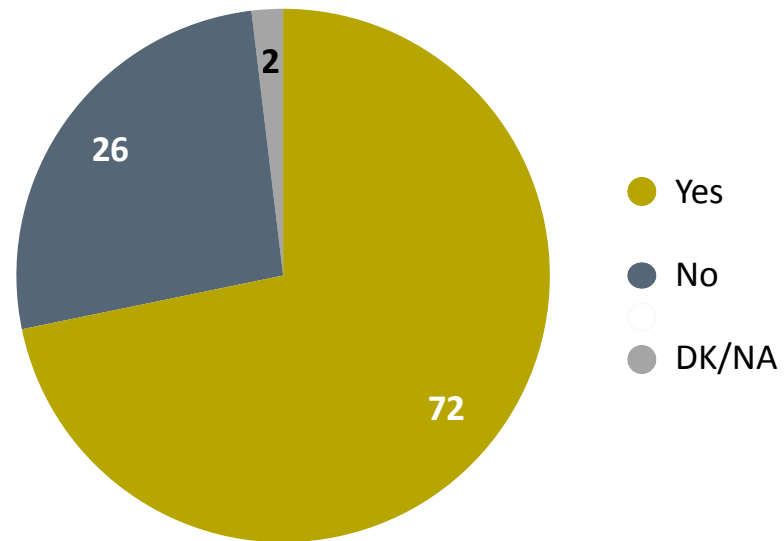
Currently, to enter the Parliament, a party has to accumulate at least 6%. Do you consider that this electoral threshold should be ...?



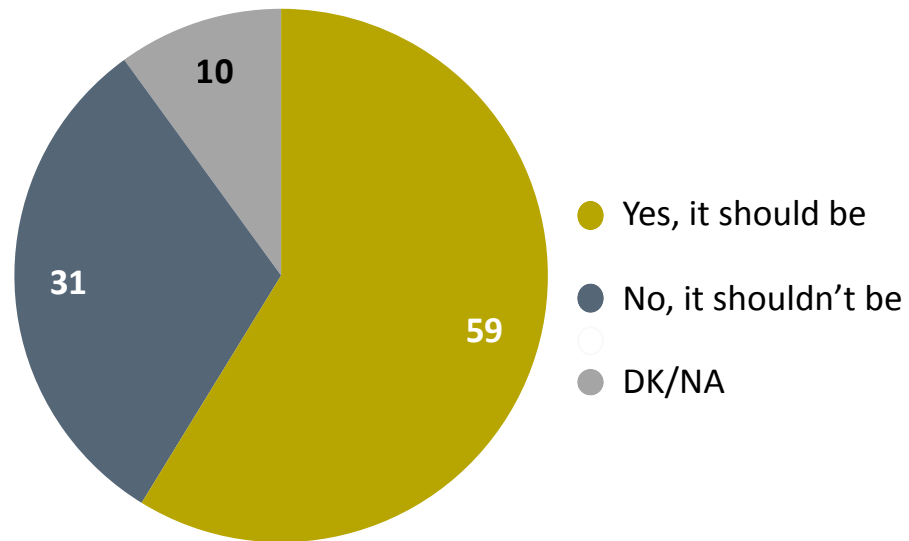
How would you like to elect the President of the Republic of Moldova during the next presidential elections?



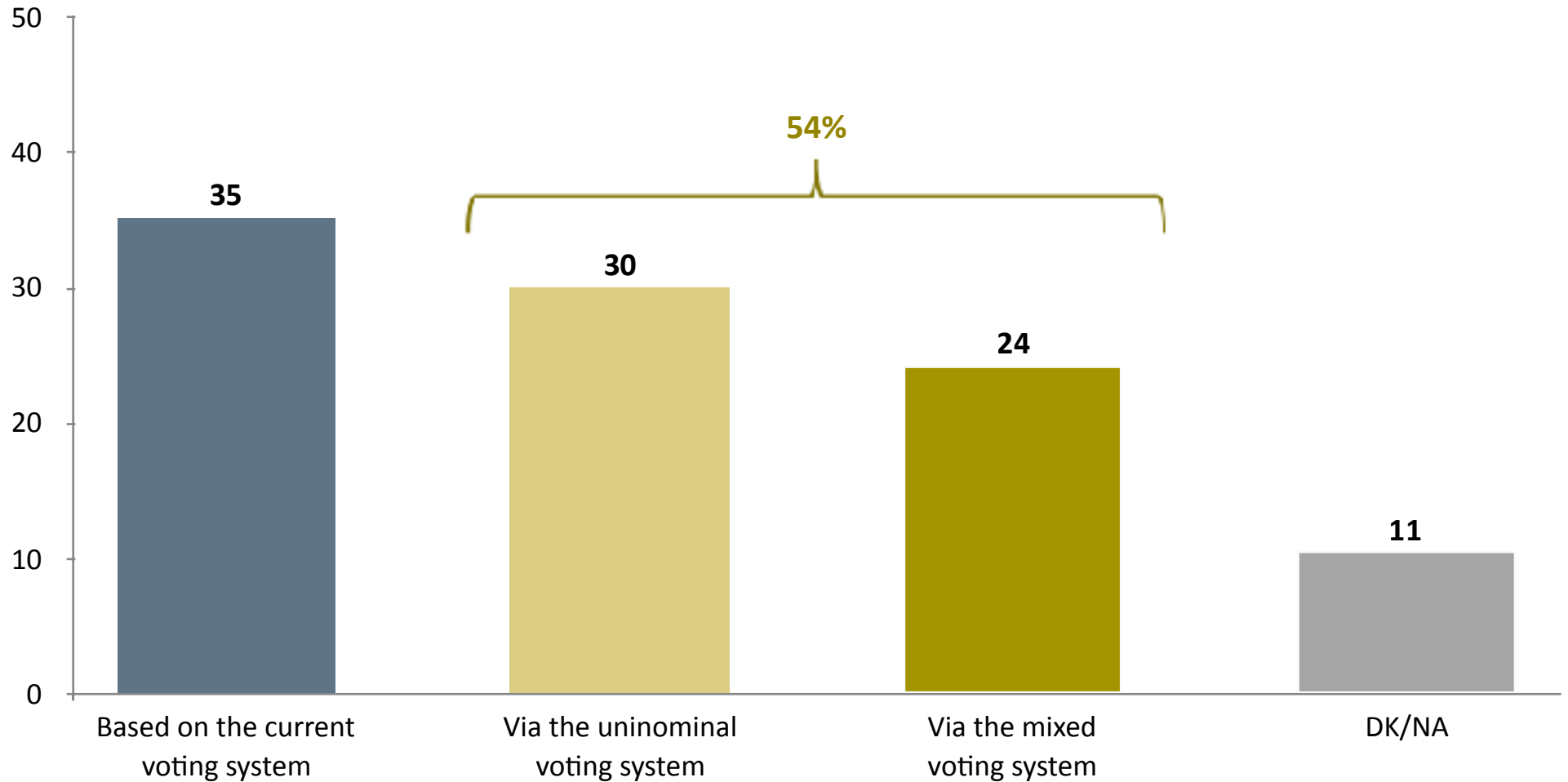
Did you hear about the intention of some political parties to change the voting system regarding the election of the Members of the Parliament of the Republic of Moldova?



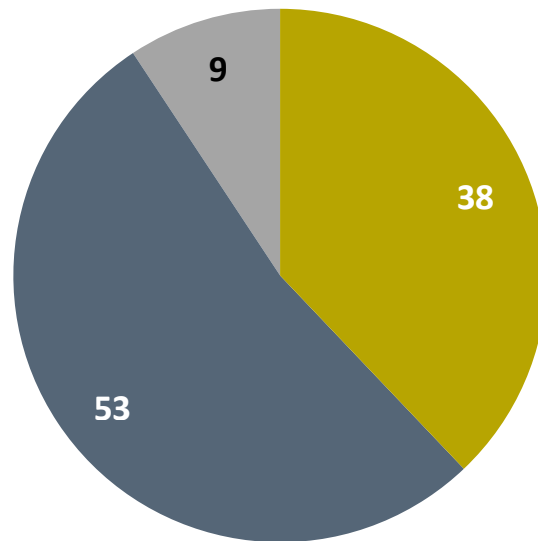
How do you consider – should the current electoral system be changed or not?



How would you like for the Members of the Parliament of the Republic of Moldova to be elected during the next parliamentary elections?

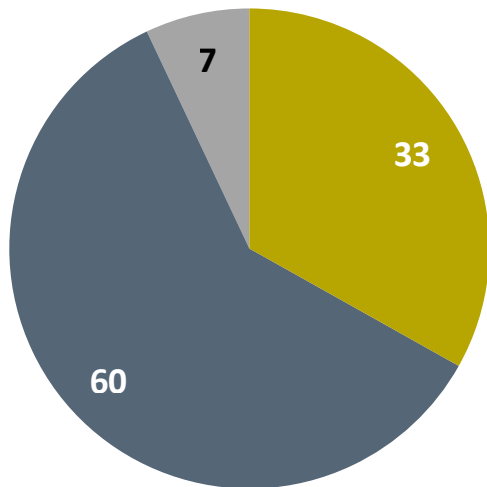


How do you think the current Parliament should proceed?



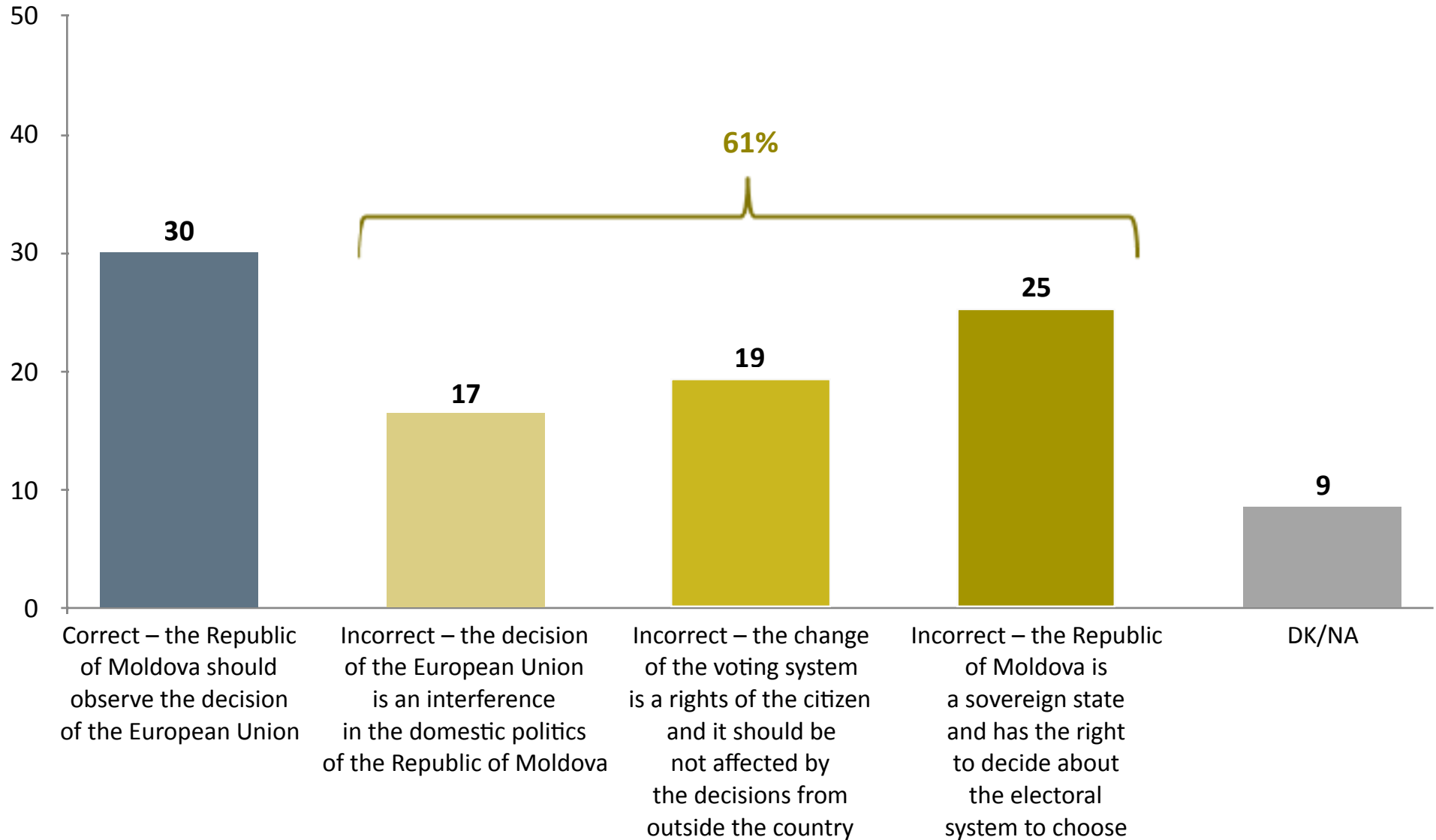
- It should take into account the recommendations of the Venice Commission and not to change the electoral system
- To use the sovereign rights to decide about the change of the electoral system, if the majority of citizens request it
- DK/NA

What do you think that the current Parliament should do when on one hand, the majority of the citizens wish to change the electoral system, and on the other hand, the European Union announces that it will sanction the Republic of Moldova if the electoral system changes?

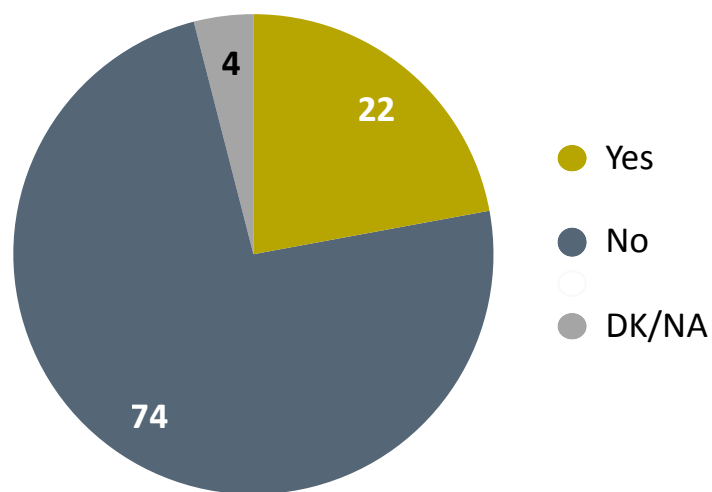


- The Parliament should take into consideration the European Union's warnings and to give up the change of the electoral system
- The Parliament should listen to the citizens' will and to change the electoral system
- DK/NA

If the European Union sanctions the Republic of Moldova for introducing the mixed voting system, how would you assess this situation?



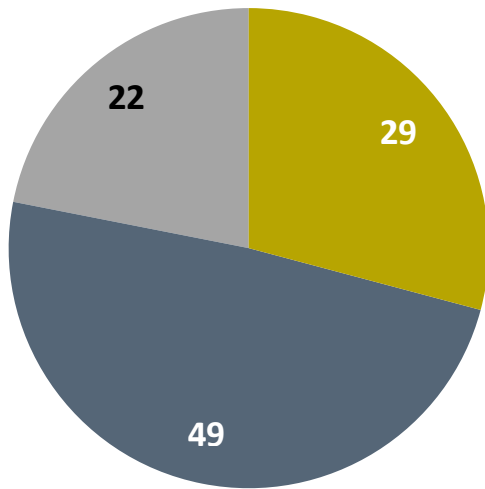
During the electoral campaign over the last years, do you remember for any political party to promise to change the electoral system – passing to the uninominal vote or mixed voting?



If yes, what party/politician was it?

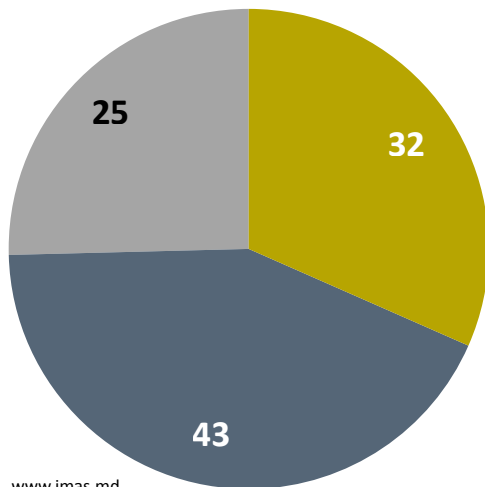
<i>% of those who have answered with "Yes" the previous question, 246 respondents. Open question, the respondent had the possibility to provide two answer options</i>	count	percent
PDM	85	34.6%
PSRM	69	28.0%
PLDM	37	14.9%
PL	23	9.3%
PCRM	16	6.4%
PAS	16	6.3%
PDA	15	6.2%
Igor Dodon	9	3.8%
Vlad Plahotniuc	6	2.2%
Maia Sandu	4	1.9%
Marian Lupu	4	1.6%
Andrei Năstase	4	1.5%
Vladimir Voronin	3	1.4%
Vlad Filat	3	1.2%
Renato Usatîi	3	1.1%
PN	2	0.8%
Andrian Candu	1	0.5%
Iurie Roşca	1	0.5%
Pavel Filip	1	0.5%
Ilan Şor	1	0.4%
DK/NA	189	76.9%
Total	492	100.0%

What is your opinion about the fact that the Democratic Party has given up the initiative regarding the uninominal voting and now is supporting the switch to the mixed voting system?



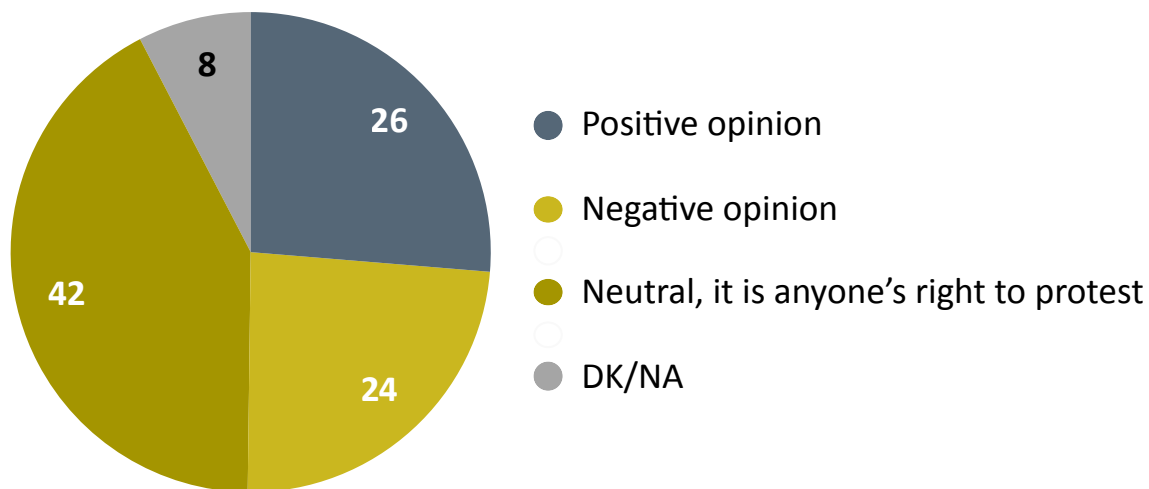
- **Positive opinion** – the support of the mixed voting system is a middle solution chosen by the DPM to reconcile those who wanted to vote only based on party lists and those who wanted to vote directly for the MP
- **Negative opinion** – DPM has given up too easily the promise made to the voters regarding the introduction of the uninominal vote
- DK/NA

How would you feel if the Democratic Party would give up the initiative regarding the mixed voting, after having given up the uninominal voting?

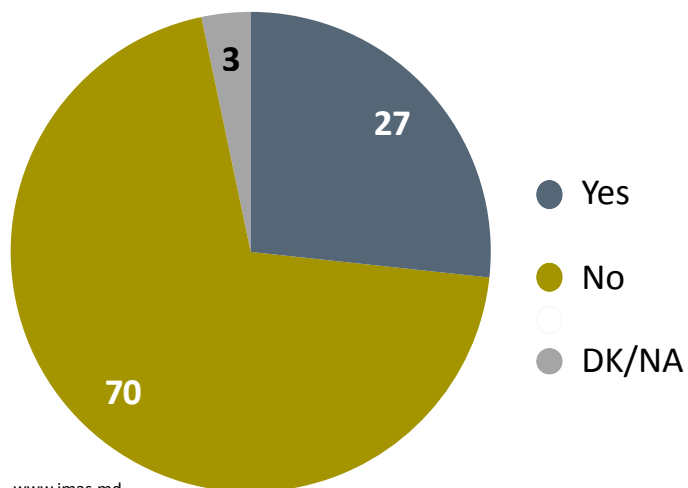


- I would be pleased
- I would be displeased, disappointed
- DK/NA

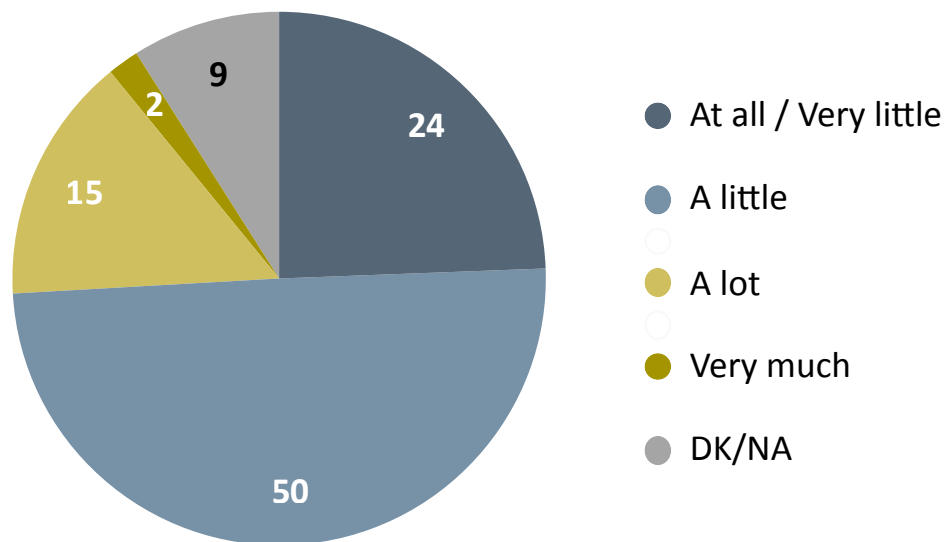
A number of parties and NGOs have chosen the path of protesting against the initiative to introduce the mixed voting. What is your opinion about these protests?



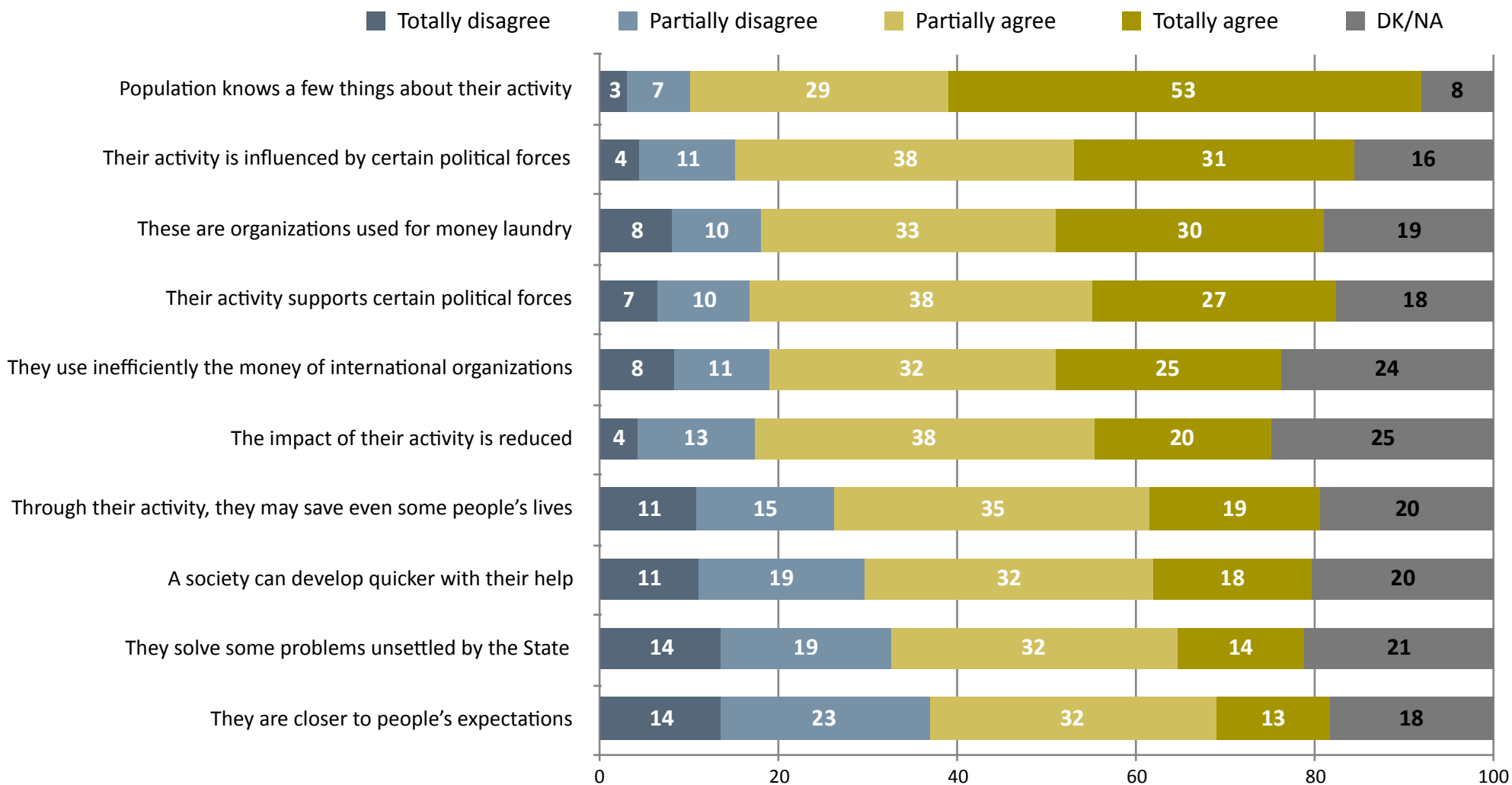
If the mixed voting system is adopted by the Parliament of the Republic of Moldova, do you intend to participate in protests, demonstrations, marches?




How much or little trust do you have for the civil society in the Republic of Moldova?(activity of associations / public organizations / NGOs)




People have different opinions about the civil society (activity of associations / public organizations / NGOs) working in the Republic of Moldova. How do you consider, to what extent do you agree with the following ...?





institutions, politicians, parties



Would you please tell me which Members of the Parliament do you consider to be the best (most active, more proficient, involved in what they do)?

% of the whole sample, 1111 respondents. The respondent was provided with a list with the names and photos of all the MPs and the respondent had the possibility to provide three answer options.	count	percent
Greceanii Zinaida	150	13.5%
Voronin Vladimir	72	6.5%
Leancă Iurie	61	5.5%
Candu Andrian	59	5.3%
Deliu Tudor	57	5.2%
Lupu Marian	57	5.2%
Buliga Valentina	46	4.2%
Batrincea Vlad	44	3.9%
Ghimpu Mihai	32	2.9%
Bolea Vasile	24	2.2%
Tirdea Bogdan	23	2.1%
Bodnarenco Elena	22	2.0%
Ghilețchi Valeriu	20	1.8%
Diacov Dumitru	17	1.6%
Gagauz Fiodor	18	1.6%
Sîrbu Oleg	18	1.6%
Turcan Vladimir	17	1.6%
Sîrbu Serghei	15	1.4%
Tap Iurie	15	1.4%
Ciobanu Maria	14	1.3%
Cobzac Grigore	15	1.3%
Carp Lilian	13	1.2%
Pistrinciuc Vadim	13	1.2%
Juravschi Nicolae	10	0.9%

% of the whole sample, 1111 respondents. The respondent was provided with a list with the names and photos of all the MPs and the respondent had the possibility to provide three answer options.	count	percent
Andronachi Vladimir	8	0.8%
Bacalu Elena	9	0.8%
Balmos Galina	9	0.8%
Boțan Roman	9	0.8%
Dolinta Alla	9	0.8%
Radvan Marina	9	0.8%
Zotea Alina	9	0.8%
Agache Angel	8	0.7%
Carpov Eugen	7	0.7%
Groza Sergiu	7	0.7%
Ivanov Violeta	8	0.7%
Balan Ion	6	0.6%
Bejan Valerian	6	0.6%
Creangă Ștefan	7	0.6%
Furculița Corneliu	7	0.6%
Golovatiuc Vladimir	7	0.6%
Dudoglo Nicolai	6	0.5%
Hotineanu Vladimir	6	0.5%
Lebedinschi Adrian	5	0.5%
Panciuc Vasilii	5	0.5%
Stratan Valentina	6	0.5%
Apostol Ion	5	0.4%
Bodarev Eugen	4	0.4%
Cuciuc Oleg	5	0.4%

Would you please tell me which Members of the Parliament do you consider to be the best (most active, more proficient, involved in what they do)?

% of the whole sample, 1111 respondents. The respondent was provided with a list with the names and photos of all the MPs and the respondent had the possibility to provide three answer options.	count	percent
Grama Octavian	5	0.4%
Grisciuc Simion	5	0.4%
Hrenova Elena	5	0.4%
Plesca Nae-Simion	5	0.4%
Reidman Oleg	5	0.4%
Țuțu Constantin	4	0.4%
Bannicov Alexandr	3	0.3%
Caraseni Demian	3	0.3%
Domenti Oxana	3	0.3%
Gudumac Elena	3	0.3%
Labuneț Anatolie	3	0.3%
Lipskii Oleg	3	0.3%
Lupu Lidia	3	0.3%
Mitriuc Ghenadi	4	0.3%
Supac Inna	4	0.3%
Vlas Ștefan	4	0.3%
Apolschii Raisa	3	0.2%
Casian Ion	3	0.2%
Chiorescu Iurie	2	0.2%
Cosoi Petru	2	0.2%
Dirda Iurie	2	0.2%
Gorila Anatolie	2	0.2%
Mihalache Corneliu	2	0.2%
Mudreac Radu	2	0.2%

% of the whole sample, 1111 respondents. The respondent was provided with a list with the names and photos of all the MPs and the respondent had the possibility to provide three answer options.	count	percent
Odnostalco Vladimir	2	0.2%
Ogor Oleg	3	0.2%
Olaru Nicolae	3	0.2%
Postoico Maria	3	0.2%
Resetnicov Artur	2	0.2%
Savva Oleg	2	0.2%
Smirnov Eduard	3	0.2%
Spatari Mihaela	2	0.2%
Vitiuc Vladimir	2	0.2%
Cernat Vladimir	1	0.1%
Dudnic Corneliu	1	0.1%
Gota Aliona	1	0.1%
Mîndru Victor	1	0.1%
Mizdrenco Irina	1	0.1%
Mocanu Gheorghe	1	0.1%
Nesterovschi Alexandr	1	0.1%
Nichiforciuc Eugeniu	1	0.1%
Padnevici Corneliu	1	0.1%
Raducan Marcel	1	0.1%
Rotaru Valentina	1	0.1%
Stati Sergiu	1	0.1%
Stirbate Petru	1	0.1%
DK/NA	1108	99.4%
Total	2222	200.0%

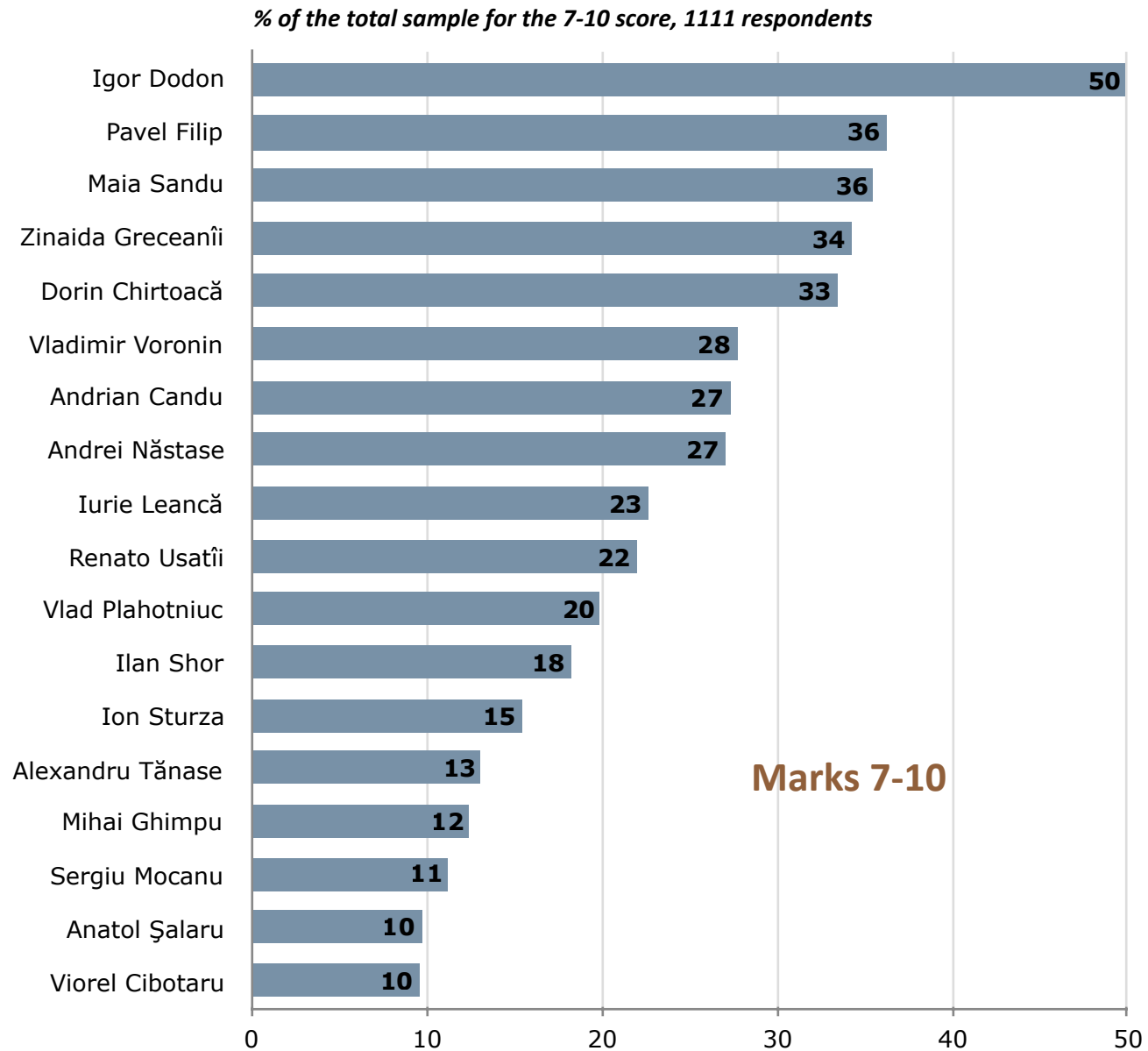
I would like to read out and to show you a list of some political personalities and would you please tell me if you have heard about them or not.

Only for those who have heard about the political personality ..., would you please tell me for each of them – how do you assess their activity. Please provide an answer on a scale from 1 to 10, where 1 = "Very weak activity", and 10 = "Very good activity". 99 = "Have no opinion/DK/NA".

% of the whole sample,
1111 respondents.

	Very weak activity	Please provide an answer on a scale from 1 to 10, where 1 = "Very weak activity", and 10 = "Very good activity".									Very good activity	Have no opinion/DK/NA	Did not hear
	1	2	3	4	5	6	7	8	9	10			
Andrian Candu	16.7	6.1	6.0	5.6	10.8	5.0	7.0	10.8	4.2	5.3	9.2	13.3	
Dorin Chirtoacă	25.6	7.1	4.9	2.7	9.4	4.5	7.5	11.0	5.2	9.7	10.4	2.0	
Viorel Cibotaru	6.2	1.8	3.2	1.6	5.4	2.5	2.9	3.6	1.1	1.9	8.6	61.2	
Igor Dodon	18.1	5.6	3.5	3.3	8.7	4.2	6.5	10.5	8.8	24.4	6.0	0.4	
Pavel Filip	14.6	6.8	6.7	5.3	11.8	5.1	8.9	11.1	6.6	9.6	7.5	5.9	
Mihai Ghimpu	42.1	8.5	6.4	4.6	10.8	5.2	5.0	2.9	1.9	2.6	7.7	2.3	
Zinaida Greceanîi	18.1	5.7	4.5	4.5	12.1	5.5	5.3	10.6	6.8	11.5	9.4	6.1	
Iurie Leancă	24.2	8.8	7.0	5.4	10.8	5.2	6.9	7.7	3.8	4.2	9.6	6.4	
Andrei Năstase	15.3	6.8	4.7	4.2	10.0	5.2	6.6	7.7	4.9	7.8	13.0	13.7	
Vlad Plahotniuc	36.4	9.3	4.3	3.7	8.3	4.1	4.1	6.7	2.8	6.3	11.5	2.6	
Maia Sandu	26.0	6.3	4.2	4.0	7.5	4.7	6.1	8.9	7.4	13.1	9.2	2.6	
Renato Usatîi	24.6	8.9	6.5	6.3	10.9	5.5	5.6	5.2	2.8	8.4	11.6	3.6	
Vladimir Voronin	17.9	9.2	7.6	7.1	15.3	6.0	6.3	7.5	4.3	9.6	8.2	1.0	
Ilan Shor	25.4	8.4	4.6	4.0	6.5	3.4	5.3	4.3	2.9	5.7	11.7	17.8	
Ion Sturza	9.0	4.6	3.8	3.7	7.3	3.1	5.1	5.2	2.1	3.0	15.3	37.7	
Anatol Şalaru	15.2	5.9	3.3	3.3	5.8	3.6	4.3	2.4	0.9	2.1	12.4	40.8	
Sergiu Mocanu	6.5	3.4	3.1	4.5	6.0	3.9	2.8	5.2	1.4	1.8	9.6	51.9	
Alexandru Tănase	13.4	5.5	5.0	4.3	5.9	4.1	3.9	4.7	2.0	2.5	10.9	37.9	

How do you assess their activity ...?



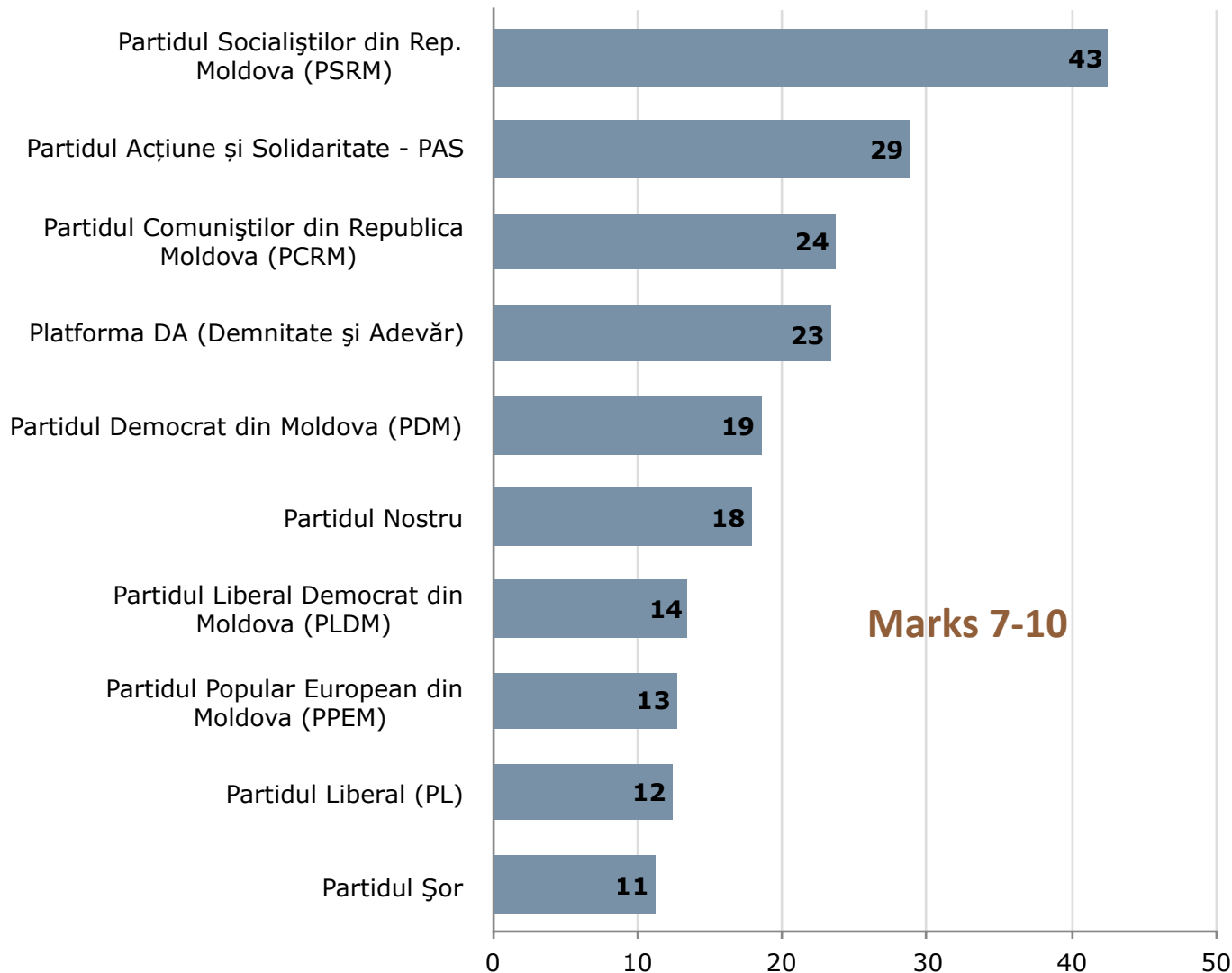
I would like to read out and to show you a list of some political parties and establishments and would you please tell me if you have heard about them.

Only for those who have heard about the political party or establishment ..., I would like you to tell me for each of them, how do you assess their activity. Please answer based on a scale from 1 to 10, where 1 = "Very weak activity", and 10 = "Very good activity". 99 = "Have no opinion/DK/NR"

<i>% of the whole sample, 1111 respondents.</i>	Very weak activity	Please provide an answer on a scale from 1 to 10, where 1 = "Very weak activity", and 10 = "Very good activity".									Very good activity	Have no opinion/ DK/NA	Did not hear
	1	2	3	4	5	6	7	8	9	10			
Partidul Comuniștilor din Republica Moldova (PCRM)	18.4	10.4	9.7	6.7	15.1	5.5	6.0	6.2	2.7	8.8	9.4	1.1	
Partidul Democrat din Moldova (PDM)	28.3	11.0	7.9	5.2	10.8	5.6	5.7	6.9	2.3	3.7	9.3	3.2	
Partidul Liberal Democrat din Moldova (PLDM)	30.7	11.8	6.4	5.9	10.7	5.5	5.8	4.1	1.7	1.9	10.6	5.0	
Partidul Liberal (PL)	37.5	9.2	6.3	4.0	11.2	5.9	6.3	3.4	1.5	1.2	9.5	4.2	
Partidul Socialiștilor din Rep. Moldova (PSRM)	17.6	6.0	4.8	4.8	9.9	5.2	7.2	8.6	6.4	20.3	7.6	1.6	
Partidul Nostru	19.9	9.1	6.9	6.2	9.1	4.2	5.0	4.6	2.5	5.8	12.2	14.5	
Partidul Popular European din Moldova (PPEM)	19.7	6.6	4.7	3.3	6.6	3.4	4.4	3.6	1.9	2.8	9.5	33.6	
Platforma DA (Demnitate și Adevăr)	14.2	5.8	5.1	3.8	7.8	5.3	5.8	6.6	3.1	7.8	11.2	23.5	
Partidul Acțiune și Solidaritate - PAS	20.0	5.2	4.4	3.5	6.0	2.4	6.4	8.3	4.6	9.5	8.9	20.8	
Partidul Șor	25.1	7.1	4.1	3.7	4.7	3.4	3.8	1.9	2.6	3.0	9.4	31.2	

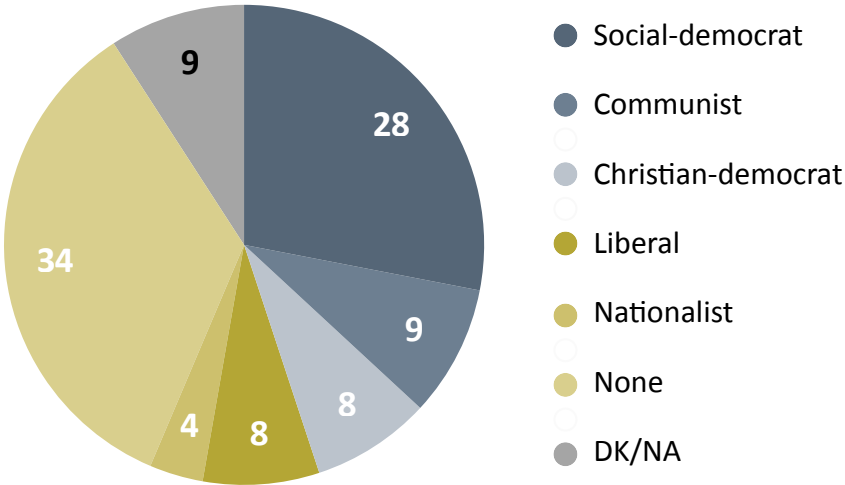
How do you assess their activity ...?

% of the total sample for the 7-10 score, 1111 respondents

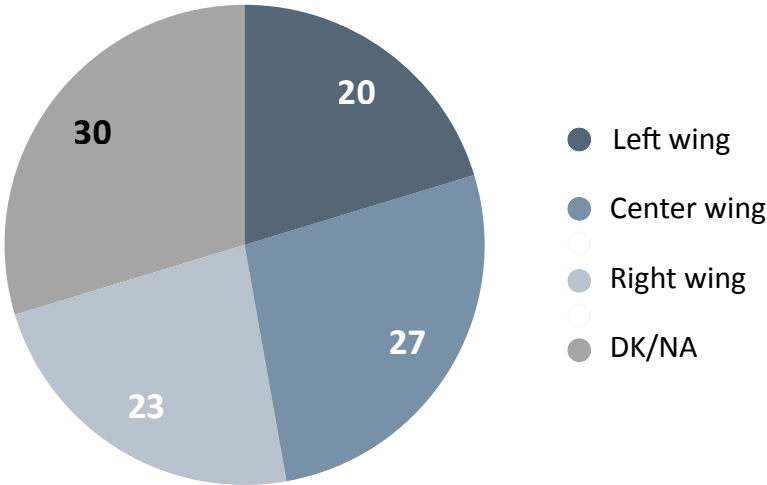


Political orientation

The political orientation that you feel the closest to is the orientation ...?



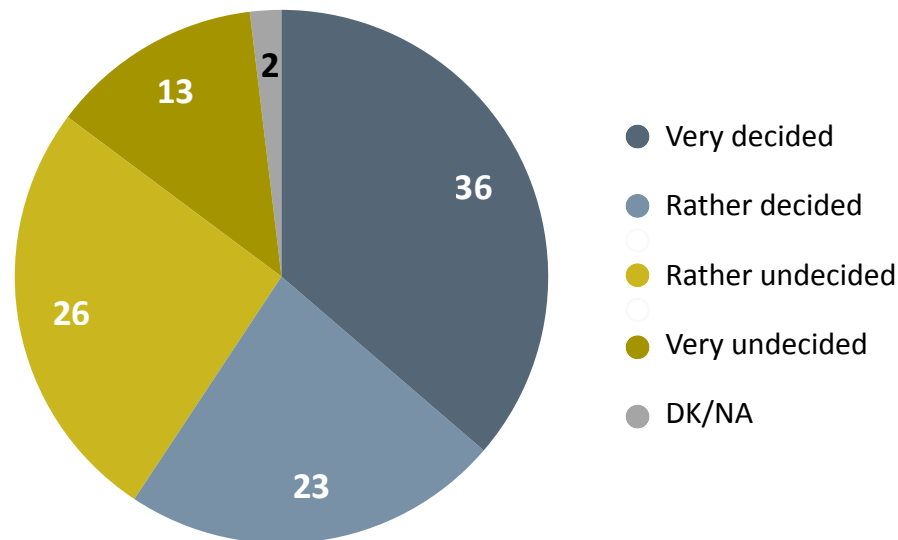
When talking about the political orientation in general, you said that you are of ...?



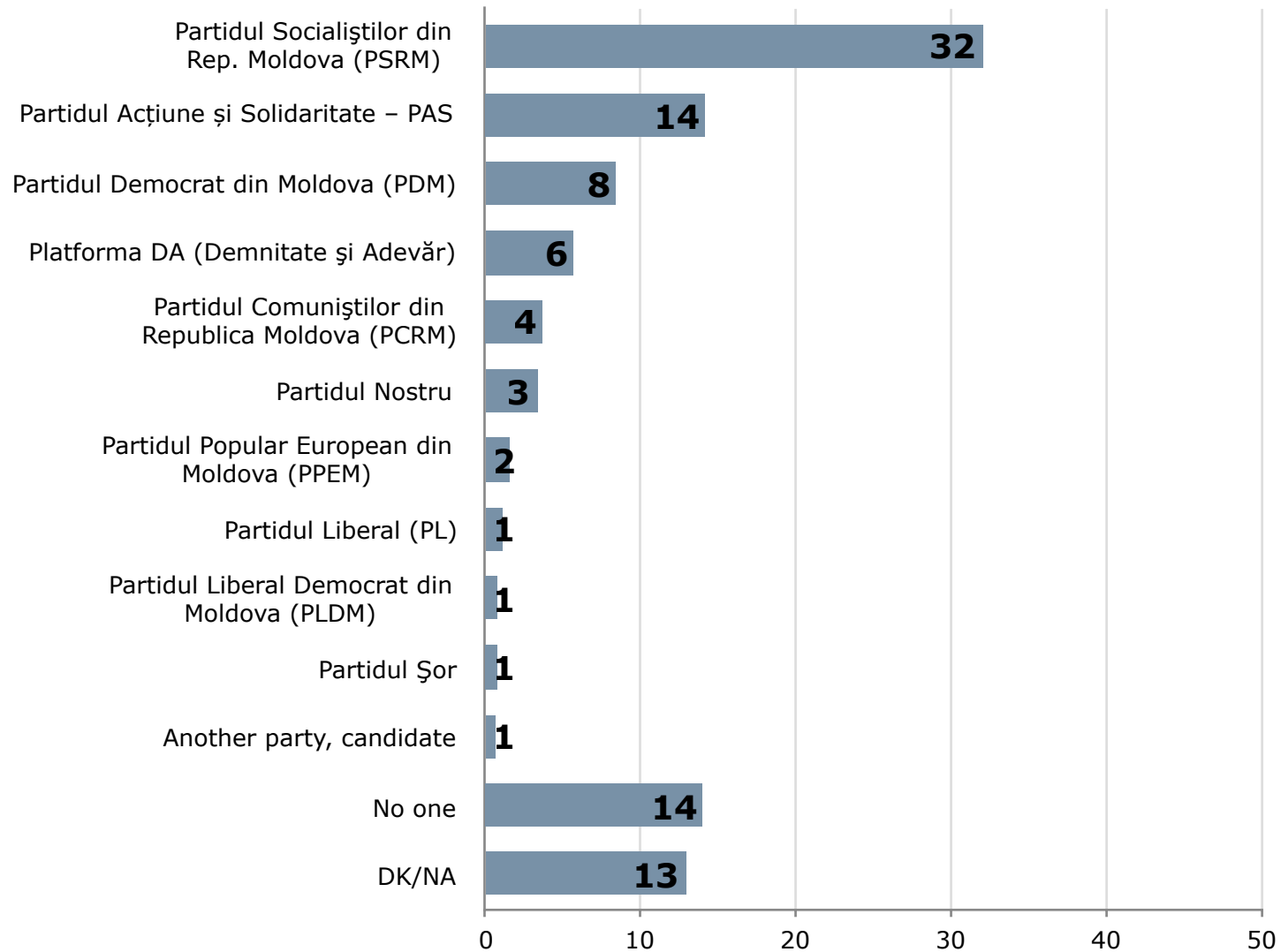
If early parliamentary elections occur, on a scale from 1 to 10, where 1 means you not interested at all in the parliamentary elections and 10 that you are very interested in these elections, how interested you are in early parliamentary elections?

1. I am not interested at all								10. I am very interested		DK/NA
1	2	3	4	5	6	7	8	9	10	99
19.3	2.0	2.7	2.3	11.0	4.0	5.9	8.9	4.7	36.6	2.6

How decided are you to vote for a certain party at this moment?



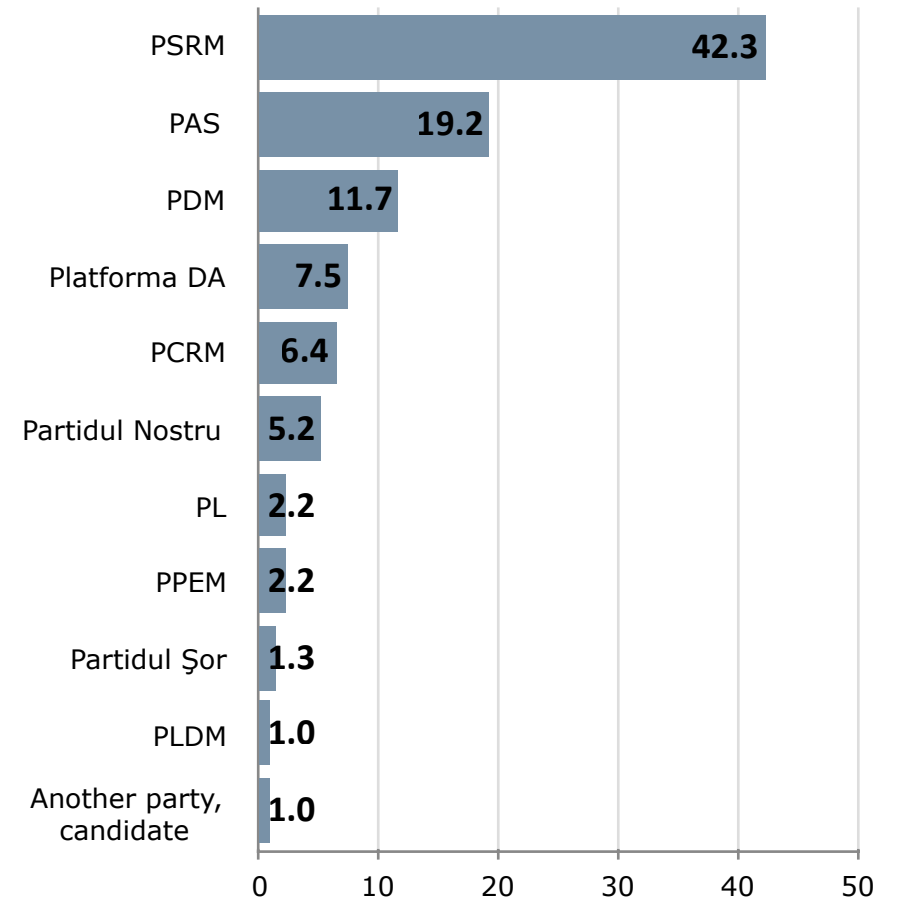
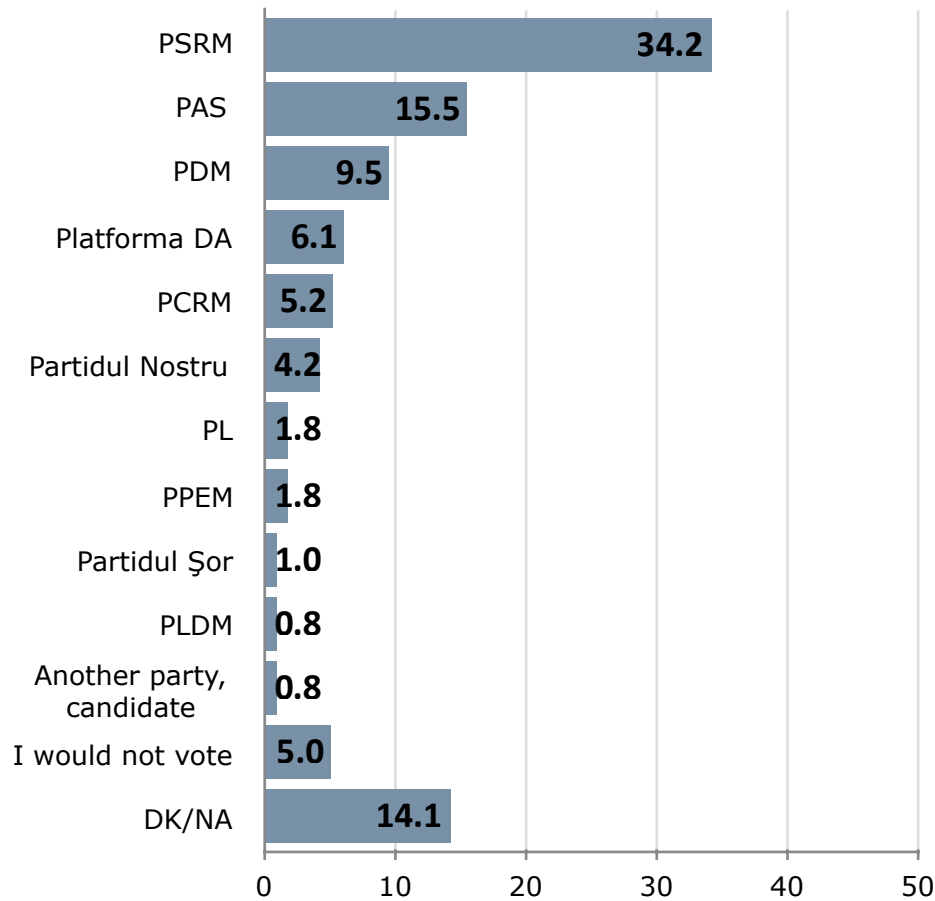
In your opinion, which of the political parties or establishments may improve the situation in our country?



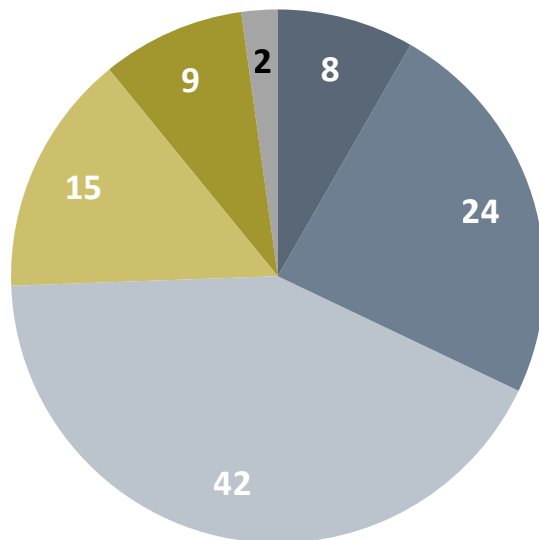
If early parliamentary elections are organized next Sunday, what political party do you intend to vote for? Of those that have a voting option

% of the whole sample, 1111 respondents.

% of those who have a voting option, 897 respondents

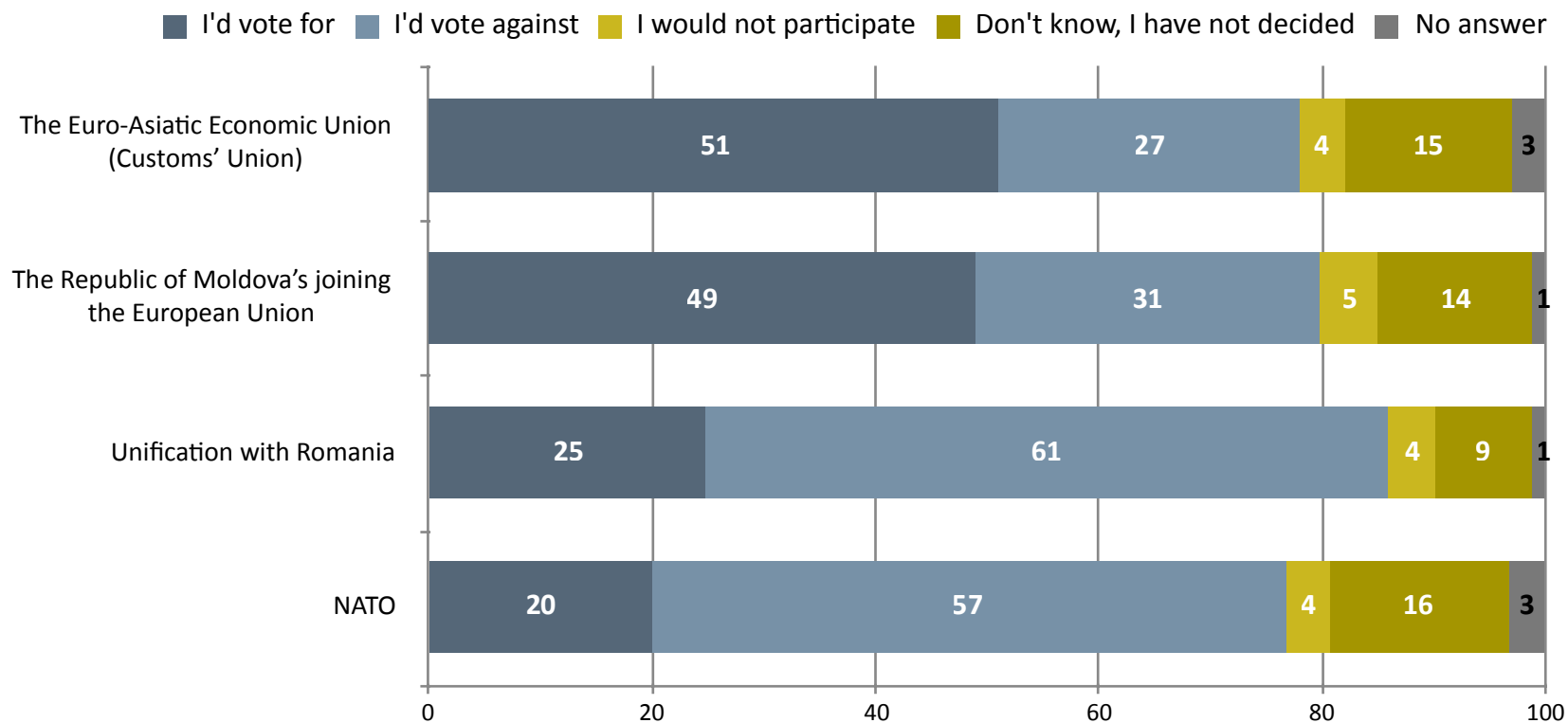


What should be the orientation of the Republic of Moldova?

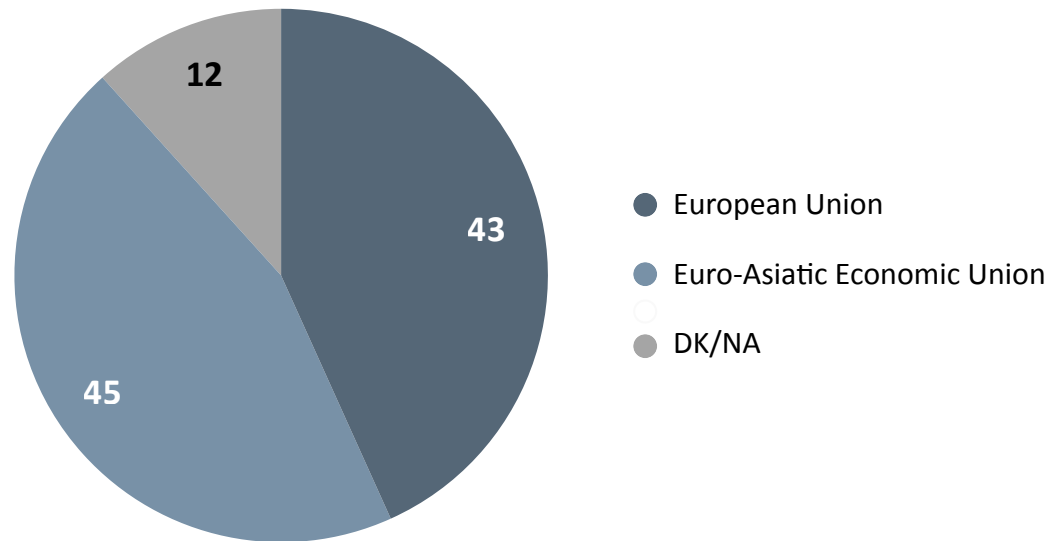


- Pro Europe, regardless of the relations with Russia
- Pro Europe, but having friendly relations with Russia, if it is possible
- Pro Europe and Pro Russia equally
- Pro Russia, but having friendly relations with Europe, if it is possible
- Pro Russia, regardless of the relations with the European Union
- DK/NA

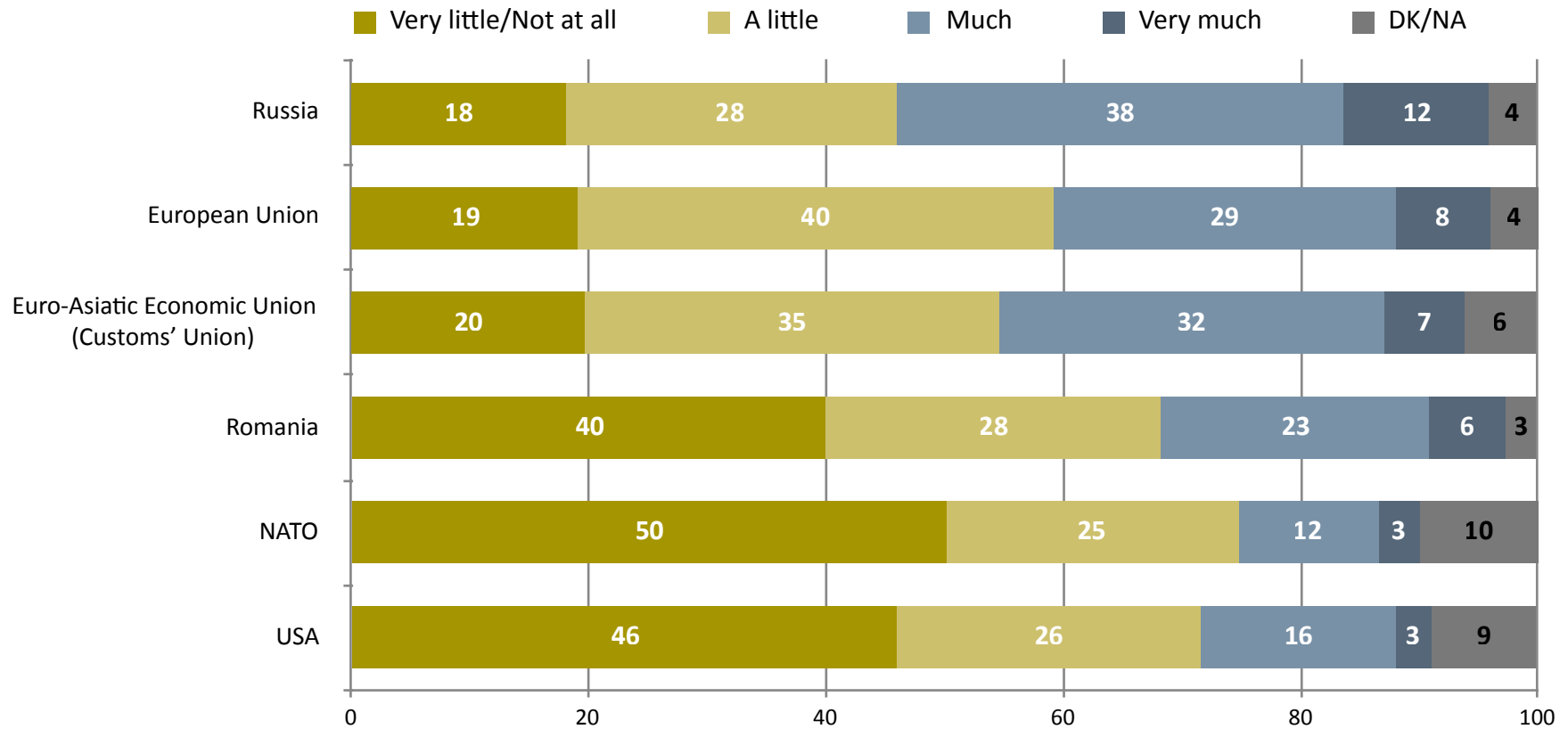
If a referendum is organized next Sunday (and you are asked to vote) regarding ... you would vote for or against?



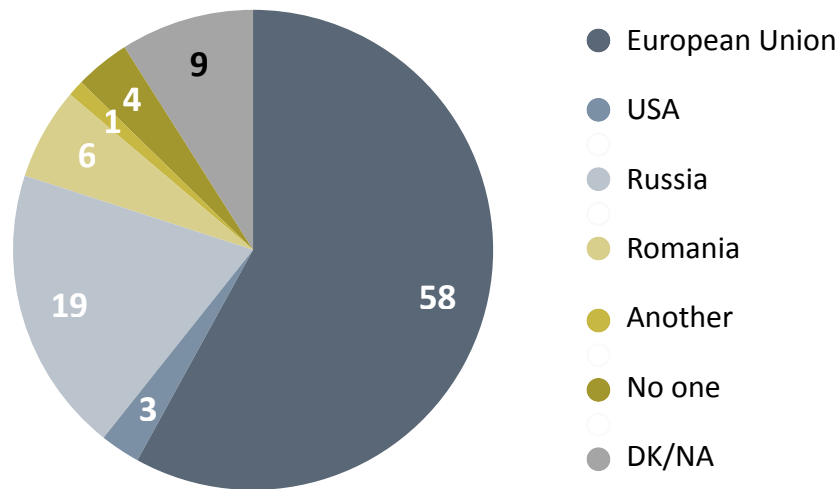
If next Sunday you are asked to vote between the European Union and the Euro-Asiatic Economic Union, what would you opt for?



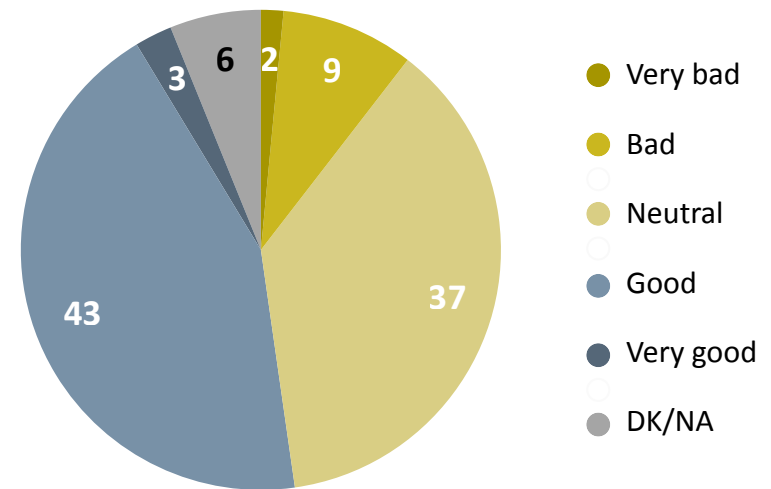
I will read out now the names of some countries or international organizations. Would you please tell me how much or few trust you have for each of them?



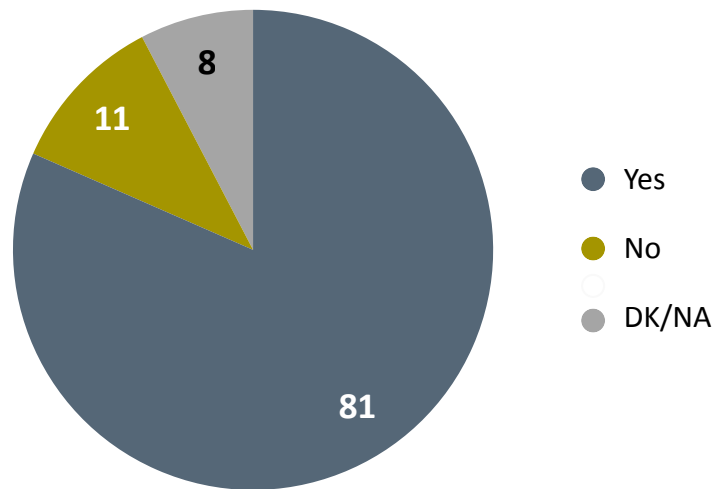
Based on your knowledge, which of the following “development partners” provides the biggest assistance (help, grants, financing) to the Republic of Moldova?



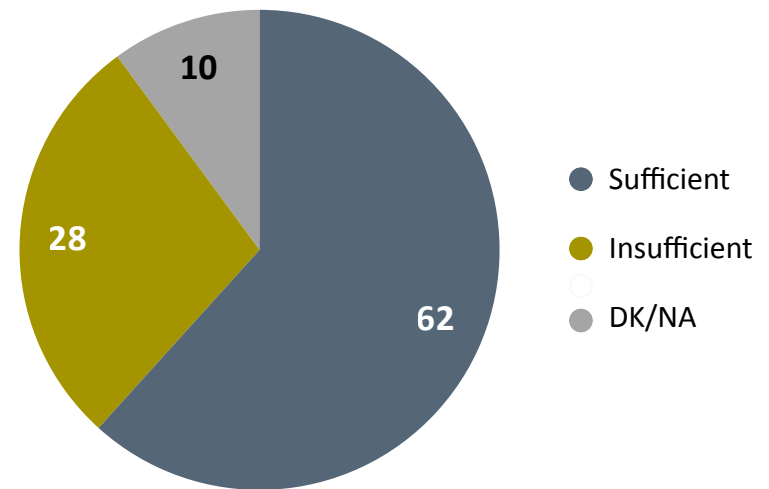
How do you assess the relations between the European Union and the Republic of Moldova?



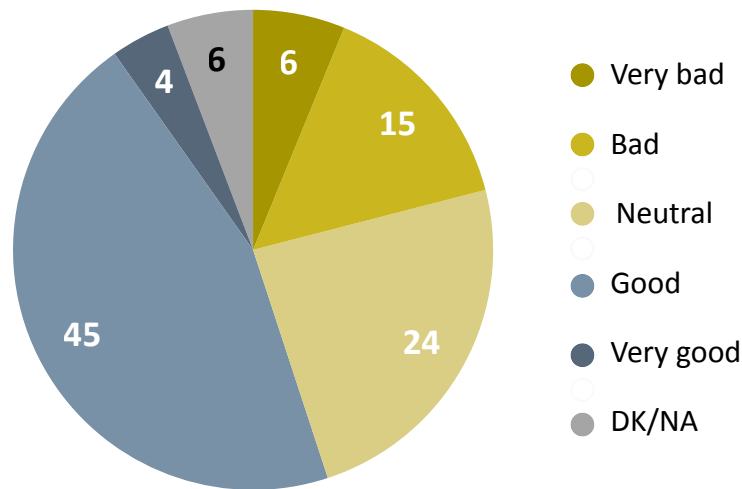
Based on your knowledge, did the European Union offered over the last 5 years different grants, funds, financing, assistance, projects, etc. for the development of the Republic of Moldova



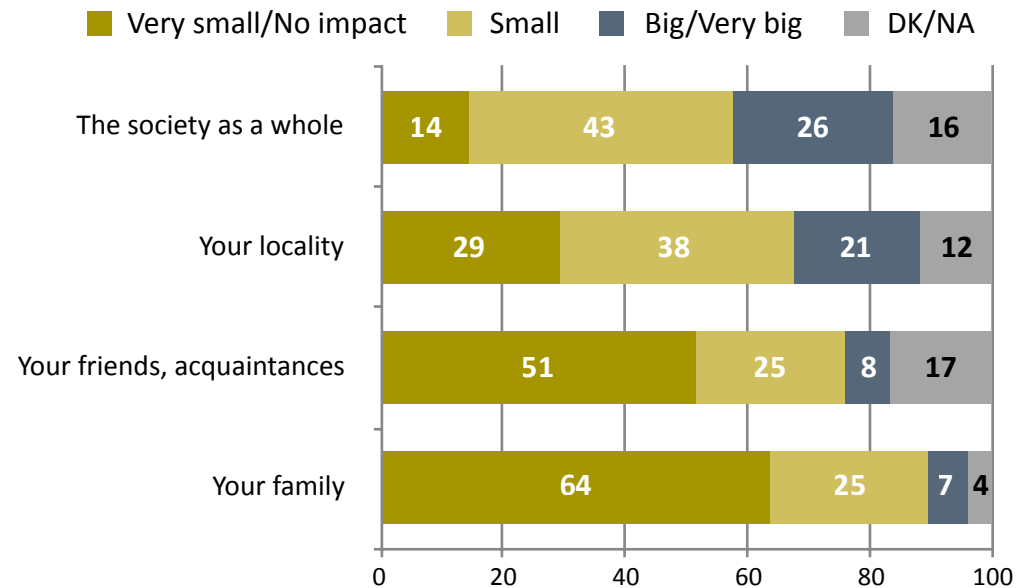
You consider the assistance provided by the European Union to the Republic of Moldova as ... ?



How do you assess the results of the projects implemented with the financial support of the European Union in the Republic of Moldova?



How do you assess the impact of the projects, initiatives, assistance provided by the European Union to the Republic of Moldova upon ...?



denumirea completă

IMAS Invest SRL

denumirea scurtă

imas

director general

Doru Petruți

office@imas.md

www.imas.md

t/f: (+373 22) 260 096

m: (+373) 79 705 501

imas